



Wrightington, Wigan and
Leigh Teaching Hospitals
NHS Foundation Trust

Setting up My Virtual Appointments

Setting up my Virtual Appointments

Patient Information

Adult Speech & Language Therapy Team

- **Author ID:** EG/KA
- **Leaflet Ref:** CM 311
- **Version:** 1
- **Leaflet title:** Setting up my Virtual Appointments
- **Date Produced:** November 2022
- **Expiry Date:** November 2024

What is a virtual appointment?

Our virtual appointments are run through a FREE programme called '**Attend Anywhere**'. Your therapist will provide you with the following link to access the system:

<https://nhs.vc/WWLSLT>

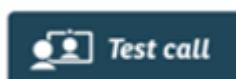
You will need an internet connection, PC, laptop, smartphone or tablet, and somewhere private with good lighting. Copy and paste or type the link <https://nhs.vc/WWLSLT> to your web browser Google Chrome, Microsoft Edge or Safari.

What your speech & language therapist will need from you:

1. Be waiting in the virtual waiting room ready to start your appointment.
2. Patient information and any medical history relevant to the appointment.
3. Prepared food or resources requested by your speech and language therapist.

Getting Ready for Your Appointment

Before your appointment, you can use the Test Call button to test you are setup correctly.



Give yourself enough time setting up, and if you are having trouble logging on or need any help setting up, please call the team on 01942 807700.



Clear image of yours and the therapist's face.



Position yourself sat upright



Any staff sit to the side, slightly behind the Patient.

Informed Consent to Virtual Appointments

- You will need to read this document before virtual appointments can take place. It is your responsibility to read the document before using virtual appointments to ensure you are happy to continue. By accessing the virtual appointment, you are consenting to the appointment going ahead.
- You need to provide your name, date of birth and contact number for the Speech and Language Therapist to contact you if any technical difficulties arise during the appointment.
- 'Attend Anywhere' may not be useful for all appointments and it does have some risks. A person could gain access to the appointment from the UK or overseas as the information is passed between international servers. If this is a concern, traditional appointments will be offered, as it will always be your choice to use 'Attend Anywhere' for an NHS appointment.
- 'Attend Anywhere' will only be used for scheduled Speech and Language Therapy appointments.
- The Speech and Language Therapist will deliver the session from a private/confidential room
- You will need to be in a private, quiet place for your scheduled appointment, and it is your responsibility to manage the confidentiality of the session from your own venue.

- The Speech and Language Therapist managing the session will be responsible for confidentiality from their venue.
- You should not record, copy or in any way capture images relating to the virtual appointment. It is a criminal offence to record, copy or capture images without consent. Information accessed after the session should also not be recorded, copied, or captured. The advice you receive is individual to you and should be treated as a course of prescribed treatment personal to you.

[Accessing My Virtual Appointment](#)



1. On your device access, go to your emails from the speech & language therapist and click the link:

<https://nhs.vc/WWLSLT>

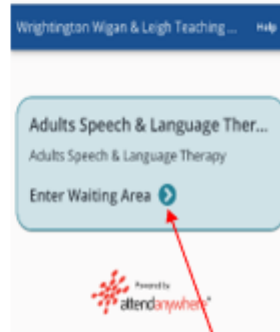


2. On the next page, click **continue** to open the new page.

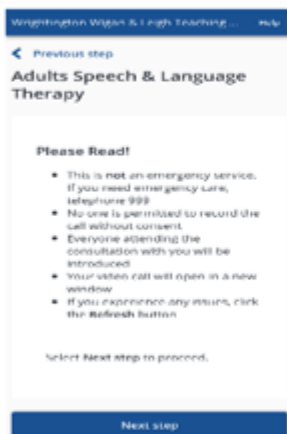
"england.nhs.attendanywhere.com" Would Like to Access the Microphone and Camera

Cancel Allow

3. Click Allow, giving the website permission to use the camera and microphone during this call.



4. At the next Window, click to Enter Waiting Area.



5. After reading the 5 bullet points, click Next step.



6. Complete the caller details and click 'NEXT STEP'.

7. Please read the Terms and Policies before clicking Enter Waiting Area.

8. Click Allow, giving the website permission to use the Microphone and Camera.

9. Wait for your speech and language therapist to join your video call. You will see their face and your own on your screen.

During the appointment

During the appointment, the therapist may ask you to move the camera around so they can view your speech or swallowing from different angles. Here are some of the ways they may ask you to move the camera:

Full face view



View of mouth



Side view



Trouble Shooting

- Usually most issues are resolved by clicking once on **Refresh**.
- If something goes wrong whilst using the virtual appointment system, breathe and do not panic - working with different technology and systems is new to many of us! Contact our Administration Team on 01942 807700 to see if anyone is available to help.
- Alternatively, visit the following link:
<https://nhs.attendanywhere.com/troubleshooting>

Cancelling My Appointment

It is really important to inform the team if your appointment is either not appropriate or if you are unable to make it. Please let the team know as soon as possible on 01942 807700.



Version number: 1
Last modified date: **03rd July 2026**

All rights reserved © 2026
WWL Teaching Hospitals NHS Foundation Trust